

DocuPrint CM405 df
A4 Colour
Multifunction Printer



Fuji Xerox DocuPrint CM405 df Multifunction Printer

Economy and business class
performance for busy work groups



A complete office solution at a price you can afford

The Fuji Xerox DocuPrint CM405 df multi-function desktop colour printer combines functionality with speed and secure networking to deliver an efficient, compact unit that will compliment any busy workgroup. The 4.3" colour touch screen is clear, intuitive and easy to use and is one of the best in its class. This great performer is packed with features which all add up to superb quality and outstanding value for money.

DocuPrint CM405 df Quick Facts

- Print and copy speeds up to 35 ppm
- Powerful 533 MHz processor
- Resolution 600 x 600 dpi (print and copy), 9600 x 600 dpi (interpolated), 400 x 400 pixel (fax), 1200 dpi (scan)
- Maximum paper capacity: 1,250 sheets
- Automatic Duplex



Print / Copy / Scan / Fax



A4



35 ppm colour & mono

WxDxH 439mm x 530mm x 558mm





Speed and performance for busy workgroups

The DocuPrint CM405 df is a great addition to your busy office and is well equipped to meet your print demands.

Sharp and accurate images

Impressive print technology and features found in the CM405 df, including EA-Eco Toner, a print resolution of up to 9600 x 600 dpi (interpolated) and ICC colour profiling, all add up to deliver superior colour and monochrome print quality.

Fewer paper refills

The 550 sheet capacity paper tray, expandable to a total of 1,250 sheets, provides a generous supply for a busy work group and therefore less time is wasted in filling up the paper tray.

Keeps pace with your busy work environment

With print speeds of 35 ppm single sided and 23 ppm in duplex mode (both mono and colour) the DocuPrint CM405 df helps you stay on top of deadlines.

Increased flexibility from optional extras

The optional features, such as additional memory, allow for collating of both copy and print jobs. Adding the optional hard drive enables font and macro downloads, and offers security features such as encryption and 'data shredding' to protect your data.

Fast networking

Gigabit Ethernet capability enables faster communication between the printer and the network.



The automatic duplex feature that comes standard with the DocuPrint CM405 df means you don't have to spend time manually feeding paper to achieve 2-sided printing. This saves you time and makes you more productive, and allows you to create professional looking documents. It's also great for the environment, as printing in duplex mode means you use less paper. The duplex automatic document feeder also supports duplex scanning and copying – allowing for automatic copying or scanning of both sides of a document.

Simple, smart functionality

This clever multi-function printer is easy to use and its features are designed to save you time and money.

Easy-to-use interface

Equipped with an intuitive menu, the 4.3" colour touch screen is easy to navigate with a clear, legible design. All menu items can be seen without scrolling and the screen can be tilted up or down for better visibility.

Save time and effort with direct USB print

No need to waste time by switching on a computer to print a document. A print menu is automatically displayed when a USB key is inserted into the printer, allowing users to select and print files stored on the USB key by using the touch screen. For users on the go, USB printing means carrying heavy printouts to a branch office is a thing of the past; simply store the documents you need on a USB key and print them on the DocuPrint CM405 df at your destination.

Scan to email or PC. Scan a document and email to multiple recipients or save the file directly to a hard drive or network server.

Ready to use straight from the box

Say goodbye to complex setups. The DocuPrint CM405 df is pre-installed with print cartridges, so you simply plug it in and it's ready to use.

Clever ID card copying

For those who need to regularly copy ID cards the DocuPrint CM405 df is ideal. The easy-to-use ID card copy feature allows you to copy both sides of the card onto the same side of the paper.

Easy wireless setup

No special wireless knowledge is needed. This intelligent printer automatically finds the SSID access points to connect the computers onto its network during setup.

Step-by-step troubleshooting

If a problem is encountered, such as an out-of-toner message, animated instructions will be displayed on the touch screen which will walk you through the steps to correct the problem and get you back in business.

Reduce running costs with toner saving mode

The toner saving function has four settings allowing you to manage your toner usage by choosing the toner setting best suited to your needs. For example, for internal documents that may not need high image quality, simply select 'light' or 'lightest' to save toner.




Print documents easily from USB without the need of a PC. The DocuPrint CM405 df detects when a USB key has been inserted and automatically launches a print menu for quick, hassle-free printing.

Clever ID Card Copying

For those who need to regularly copy ID cards the DocuPrint CM405 df is ideal. The easy-to-use ID card copy feature allows you to copy both sides of the card onto the same side of the paper. Simply place an ID card both face up & down on the copier surface, pressing the start button each time. There is no need to change the position of the cards when copying the other side, as the feature automatically adjusts this for you.

Normal Copy



Fuji Xerox ID Card Copy



Control at your fingertips

The clear 4.3" colour touch screen and easy to read interface gives you complete control over print functions. Advanced on-screen instructions makes troubleshooting simple – just follow the animated step-by-step instructions to get you back printing faster.

Easy on the environment, and the budget

The DocuPrint CM405 df is ideal for eco-conscious work groups with a number of built-in and optional features that lessen its impact on the environment, and saves you money.

Energy saving

The one-touch energy saver button puts the printer into sleep mode, which uses much less power while idle. As an added 'smart' feature, the DocuPrint CM405 df will automatically place itself into sleep mode after periods of inactivity, saving energy whenever possible.

Certified energy efficient

The DocuPrint CM405 df carries the international Energy Star label. Energy Star is a voluntary labelling program designed to identify and promote energy efficient products that reduce greenhouse gas emissions.



Lower CO₂ emissions

The EA-Eco (Emulsion Aggregation) is the latest in toner technology and allows fusing to paper at a much lower temperature. This delivers up to 20% reduction in energy use and therefore lowers CO₂ emissions. A great plus for the environment.

Toner saving

The high yield toner combined with toner saving mode will result in far fewer toner cartridges in landfill sites.

Reduced landfill waste

The long life print drums are designed with the environment in mind. They only need to be replaced every 55,000 printed pages, which means less pressure on landfill sites.

Extend the life of your toner.

The Toner Saving feature gives users complete control of toner usage by selecting a mode that is most suited to the output that is required. For instance, when printing documents for internal use, you may want to use the lightest setting for maximum toner saving.



Off



Light



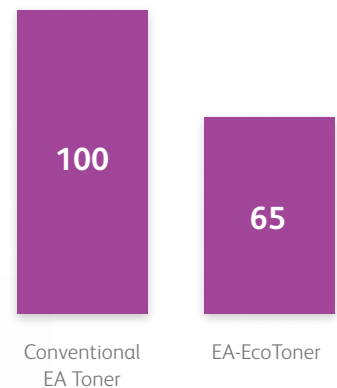
Lighter



Lightest



Comparison of CO₂ Emissions



EA-Eco toner allows fusing to paper at a much lower temperature so you can save up to 20% power consumption and reduce CO₂ emissions by up to 35% compared to conventional Fuji Xerox toners. That means bigger savings for you and a greener planet for us all.

Secure printing over the network

Powerful security features makes the DocuPrint CM405 df the perfect addition to any multi-user environment

Secure communication

For users in today's business environment, security is paramount. The DocuPrint CM405 df is equipped with advanced technology designed to safeguard your business critical data against potential attack from multiple points of access.

Built-in security features such as IPV6, IPsec, Secure HTTPs (SSL) and SNMPV3 delivers state-of-the-art security to keep your confidential data safe.

Added security

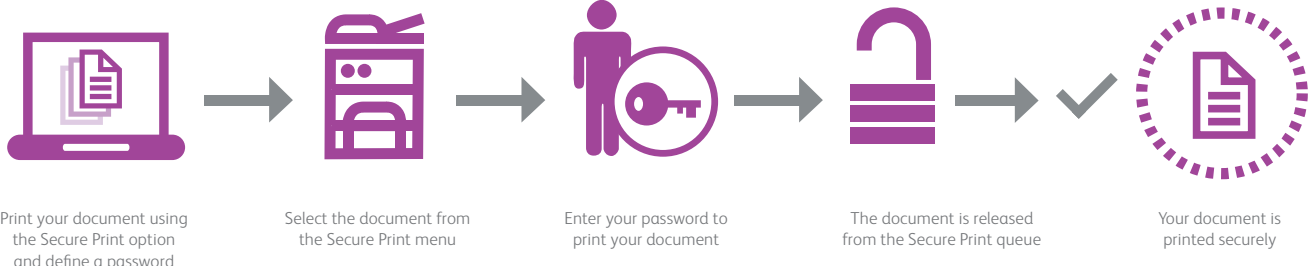
The optional HDD upgrade combines security features to keep your data secure.

Data stored on the hard drive can be encrypted, meaning the data is protected from unauthorised access.

The 'image overwrite' feature electronically 'shreds' the data once it has been printed, so that it is completely wiped from the hard drive.

Confidential printing

Advanced security features, such as Secure Print, allows you to set a password on your print job which means that the data is encrypted for transmission and is hidden from prying eyes by only printing when a password is entered on the control panel. Perfect for workgroup environments, this means that your confidential documents won't end up in the wrong hands.



Real document security is simple with Secure Print.

If you don't want your confidential or private documents to be left in the output tray, open for viewing, or even taken by someone else, Secure Print allows you to control the print timing of your documents. You can now optimise your print solution by using a workgroup device to print all your documents, without worrying about security!



1
50-sheet Duplex Automatic Document Feeder

2
150-sheet Multipurpose Tray handles custom media
(Width: 76.2 – 215.9 mm, Length: 127 – 355.6 mm)

3
Standard 550-sheet paper tray handles media
(Width: 148 – 215.9 mm, Length: 210 – 355.6 mm)

4
Optional 550-sheet paper tray handles media
(Width: 148 – 215.9mm, Length: 210 – 355.6mm)

5
250-sheet output tray

6
4.3" Colour Touch Screen display

7
USB memory port

8
Optional Printer stand



DocuPrint CM405 df Printer Options

DocuPrint CM405 df Standard Configuration

- 150-sheet Multipurpose Tray
- 550-sheet paper tray

1 Additional Tray

- Adds one additional 550-sheet tray
- 1,250-sheet total paper capacity

Full Configuration with Stand

- 1,250-sheet total paper capacity
- Printer stand gives mobility and frees up table space and provides extra storage for consumables

Specifications of DocuPrint CM405 df

Print Function

Print Speed (A4)	Up to 35 ppm colour / mono
Duplex Print (A4 SEF)	Up to 23 ppm / 45 ipm
Print Resolution	600 x 600 dpi (9600 x 600 dpi interpolated)
First-page-out Time	14.8 seconds*
Warm-up Time	20 seconds or less
Memory (std/max)	512MB/1024MB
Processor	533MHz
PDL	PCL 5, PCL 6, PostScript®3, FX-PDF, TIFF, JPEG, HBPL
Connectivity	10/100/1000Base-T Ethernet, USB 2.0, Optional external wireless
Supported Operating System	Microsoft Windows XP (32 / 64 Bit), Server 2003 (32 / 64 Bit) Vista (32 / 64 Bit), Server 2008 (32 / 64 Bit) Server 2008 R2 (32 / 64 Bit), Windows 7 (32 / 64 Bit) Mac OS X 10.3.9, 10.4, 10.5, 10.6 Red Hat Enterprise Linux 5/6 (x86) SUSE Linux Enterprise Desktop 10/11 (x86)
Protocol	IPv4/IPv6, DHCP, BOOTP, RARP, AutoIP, TCP/IP (LPD, Port9100, WSD††, HTTP, HTTPS, SMTP, WINS, FTP, Telnet, DNS, DDNS, IPP, SNMP, POP3, SMB, NetBEUI), SNMP, Bonjour®(mDNS), IPsec, LDAP, Kerberos, 802.1x(Wired) Only available with HDD: IPsec(IKE) Digital Signature, IPPS, LDAPS, 802.1x(Wired) ESP-TLS Optional: IEEE802.11b/g/n
Two-sided printing	Standard
Input Paper Size	Main Tray: A4, B5, A5, Legal, Folio, Letter, Executive Custom: (Width: 148 – 215.9mm, Length: 210 – 355.6mm) Multipurpose Tray: A4, B5, A5, Legal, Folio, Letter, Executive, C5, Com-10, DL, Monarch Custom: (Width: 76.2 – 215.9mm, Length: 127 – 355.6mm) Optional Tray: A4, B5, A5, Legal, Folio, Letter, Executive, Custom: (Width: 148 – 215.9mm, Length: 210 – 355.6mm)
Input Media Weight & Type	Simplex 60gsm – 220gsm; Duplex 60gsm – 190gsm Plain Paper (60-90 gsm), Letterhead (60-90 gsm), Hole Punched (60-90 gsm), Coloured Paper (60-90 gsm), Labels (Normal/Thick), Card Stock(Light/Heavy), Envelope, Glossy Cardstock (Light/Heavy), Other Type
Media Input Capacity	Main Tray and Optional Tray: 550 sheets Multipurpose Tray: 150 sheets
Media Output Capacity	250 sheets
Operating Environment	Temperature: 10 - 32 °C; Humidity: 10 - 85 %
Electrical Power	220–240 VAC, 50/60 Hz or 100–127 VAC, 50/60 Hz
Operating Noise	During operation: Colour : 7.45B, 7.15dB(A), Monochrome: 7.25B, 4.69dB(A) During stand-by: 4.99B, 4.69dB(A)
(Main unit only)	
Power consumption	Maximum: 1,390W or less, Sleep mode: 28W Average: During standby: 95W ; During continuous printing: (TBC) Deep Sleep mode: 10W or less
Maximum Volume Capacity	153,000 impressions
Print Features	Toner Save Mode, Duplex, Print Cancel (from panel), N-up, Poster Watermarks, Collate, Image Rotation (180degree)
Dimensions (WxDxH)	439mm x 530mm x 558mm
Weight	32kg
Warranty	One year on-site warranty

^ The scanning speed varies depending on documents.

* Print speed may decrease due to factors such as paper type, paper size, and printing conditions.

** Declared Yield in accordance with ISO/IEC 19752. Yield will vary based on image, area coverage and print mode.

Printer is shipped with one starter toner cartridge, average yield 6,000 pages Black, 4,000 pages CMY.

† Initial drum yield: 100,000 pages.

†† Time from printer startup until output of the first page is complete.

††† WSD stands for Web Services on Devices.

WSD is available only on Windows Vista®, Windows® 7, Windows Server®, 2008, or Windows Server® 2008 R2.

WiFi Specification (Optional)

Compliant Standard	IEEE802.11b/g/n
Security Protocol	64(40-bit key) / 128(104-bit key) WEP, WPA-PSK (TKIP, AES) WPA2-PSK (AES)
Certifications	Wifi, WPA2.0 (Personal)
Wifi Protected Setup (WPS)	Push Button Configuration (PBC) Personal Identification Number (PIN)

Copy Function

Copy Speed	35cpm
Copy Resolution	600 x 600 dpi
First-copy-out Time	16 seconds (mono), 20 seconds (colour)
Reduction/Enlargement	25 - 400 %
Continuous Copy	1 - 99 pages
Copy Feature	ID Card Copy, Auto Duplex Copy, Edge Erase, Collate

Scan Function

Type	Colour CCD
Scanning Resolution	Scan to: network/email/USB: 200/300/400/600 dpi TWAIN: 50 to 9600 dpi WIA: 75/100/150/200/300/400/600 dpi
Colour Depth	16 bit
Document Size	Platen: 215.9mm x 297mm DADF: 215.9mm x 355.6mm
Scanning Speed^	Simplex: 22 sheets/minute (mono) 13 sheets/minute (colour) Duplex: 7 sheets/minute (mono) 4 sheets/minute (colour)
Scan Destinations	Direct Scan to USB Memory Drive, Scan to Application via USB (PDF/JPEG/TIFF), Scan to Email, Scan to Network (FTP/SMB)
Supported Driver	TWAIN, WIA, WSD
Fax Function	
Compatibility	Super G3 / G3 ECM / G3 (ITU-T)
Communication System	PSTN, PBX
Transmission Speed	Up to 33.6 kbps
Memory Capacity	8MB
Fax Resolution	400 x 400 dpi (Max)
Speed Dials	Up to 200 locations
Fax Features	FAX to e-mail, PC Drive FAX, Secure FAX Receive, Remote FAX Receive, Junk FAX Filter, Fax Forward, Direct FAX(send)

Options

550 Sheet Feeder	EL500262
Hard Disk Unit	EL500260
512MB Memory	EL300820
Wireless Network Kit b/g/n	EL500261
Cabinet	EL500264

Consumables

High-capacity Toner Cartridge (K) (11,000 pages**)	CT202033
High-capacity Toner Cartridge (C) (11,000 pages**)	CT202034
High-capacity Toner Cartridge (M) (11,000 pages**)	CT202035
High-capacity Toner Cartridge (Y) (11,000 pages**)	CT202036

Additional Supplies

Drum Cartridge Kit (KCMY) 55KPV (Contains 4 drum units)	CT350983
Waste Toner Cartridge (30,000 pages**)	EL500268
Fuser Unit (220V)	EL500270
Maintenance Kit (100,000 pages**)	EL500267

Descriptions in this material, product specifications and/or appearances are subject to change without prior notice due to improvements. Please note that the product colour appears differently from the actual colour as a result of properties of papers or printing ink. Windows is registered trademark of Microsoft Corporation. Macintosh, Mac OS and Ether Talk are trademarks of Apple Computer, Inc.

Other company names or product names are registered trademarks or trademarks of each company.

WSD is a registered trademark of Microsoft Corporation.



For Your Safe Use

Before using the product, read the Instruction Manual carefully for proper use.
Use the product with an appropriate adequate power source and voltage displayed.
Be sure to establish a ground.
In the case of a failure or short circuit, an electric shock may result.



Reproduction Prohibitions Please note that reproduction of the following is prohibited by law. Domestic and overseas bank notes and coins, government-issued securities, national bonds and local bond certificates. Unused postage stamps and post cards. Certificate stamps stipulated by law. The reproduction of works for copyright purposes (literary works, musical works, paintings, engravings, maps, cinematographic works, photographic works, etc.) is prohibited except when they are reproduced personally, at home or within limited range according to the above. This product is equipped with an anti-counterfeit feature. This feature is not intended to prevent illegal reproduction. Be extremely careful about the management of equipment used.

For more information or for your nearest authorised Fuji Xerox Printers reseller, visit our website or call:

Australia 1300 793 769
New Zealand 0800 993 769
www.fujixeroxprinters.com.au
www.fujixeroxprinters.co.nz

